






# INPUT/OUTPUT CONNECTORS

CODE #	DESCRIPTIONS, TYPE NO. & VENDORS	
<b>CB2</b>	<b>5.08mm(0.2") pitch COMBICON Shrouded Header (PHOENIX, HOWDER, DINKLE)</b>  Parallel Type: Header PHOENIX # MSTBA2.5/(X)-G-5.08 series. Mating Plug-in PHOENIX # MSTB2.5/(X)-ST-5.08.	
<b>CB3</b>	<b>7.62mm(0.3") pitch COMBICON Shrouded Header (PHOENIX, HOWDER, DINKLE)</b>  Parallel Type: Header PHOENIX # GMSTBA2.5/(X)-G-7.62 series. Mating Plug-in PHOENIX # GMSTB2.5/(X)-ST-7.62.	
<b>M-T</b>	<b>5.0mm(0.197") pitch Mini PCB Terminal Block (KARSON, HOWDER, DINKLE)</b>  Top Wire Inlet Type: KARSON # 300 series. Front Wire Inlet Type: KARSON # 310 series.	
<b>DIN-H15</b>	<b>15-pin 5.08mm/6.5mm pitch Dual Row Male Connector</b>  Type # : DIN 41612-H15.	
<b>DIN-M32</b>	<b>24 + 8 SK CompactPCI Power Male Connector (ept, ERNI, HARTING)</b>  Type # : DIN 41612M24/8.	
<b>CPI-M47</b>	<b>47-pin CompactPCI Power Male Connector (POSITRONIC)</b>  Right Angle PCB Mount Connector. POSITRONIC # PCIH47M400A1 series.	